

TEL. 9575997, 9567298, 9554725

JANATA BANK LIMITED

For Previous Rate Sheet Click

PABX-575,

TREASURY DEPARTMENT

<https://goo.gl/URA0t4>

Mail: fxdeal@janatabank-bd.com

HEAD OFFICE, DHAKA

Exchange Rate Circular - 43

INDICATIVE ONLY: Rates may vary in the

DATE : 01 Mar 2020

EFFECTIVE DATE: 01 Mar'2020

same day

Sunday

A) CROSS RATE OF N.Y CLOSING & S.E. ASIAN MARKETS AS ON 28/02/2020

	GBP/USD	EUR/USD	USD/JPY	USD/C.DLR	USD/S.FRA	AUD/USD
SELLING	1.2822	1.1028	108.0700	1.3396	0.9653	0.6511
BUYING	1.2820	1.1025	108.1000	1.3401	0.9656	0.6509

B) JANATA BANK LTD'S CASH

CURRENCY & T.C TO PUBLIC TK PER UNIT OF FOREIGN CURREN

SELLING	CURRENCY	BUYING	SELLING	CURRENCY	BUYING
87.7000	US Dollar	86.6000	23.6000	Saudi Riyal	22.7000
111.1000	G. B. Pound	109.4000	24.0000	UAE. Dirham	23.0000
97.2000	Euro	95.2000	21.0000	MAL.Ringit	20.0000
58.4000	Aus. Dollar	56.4000	1.2600	Indian Rupee	1.1800

BE SAME AS SELLING T.T.& O.D AND BUYING O.D. TRANSFER

C)	SELLING		NAME OF CURRENCY	BUYING			
	T.T.& O.D.	B.C.		T.T.CLEAN	T.T.DOC	O.D.SIGHT EXP.BILLS	O.D. TRANSFER
	84.9500	84.9500	US Dollar	84.2000	84.1500	84.1000	83.9000
	109.8512	109.9896	G. B. POUND	108.5623	108.2469	108.0300	107.5931
	95.8776	96.0107	EURO	94.5479	94.1987	93.9761	93.1036
	0.8083	0.8137	JP.YEN	0.7871	0.7803	0.7790	0.7762
	65.4137	65.5573	CAN.DLR	65.2845	65.1119	64.9174	64.3129
	88.6564	88.8275	SWISS.FRANC	87.9796	87.7864	87.7004	87.5944
	222.7782	223.3427	OMANIAN RIYAL	219.1558	218.9221	218.2800	217.9579
	11.0000	11.3828	H.K.DLR	10.8734	10.8618	10.8301	10.7984
	64.3509	65.1117	SING.DLR	63.8078		63.5659	62.3232
	2.7160	2.7269	THI.BAHT	2.6882		2.6775	2.6697
	20.3230	20.3801	MAL.RINGIT	20.1044		20.0244	19.9657
	23.3010	23.3092	UAE.DIRHAM			22.9841	22.9168
	22.8128	22.8708	SAUDI RIYAL			22.5031	22.4400
	23.4978	23.9360	QATAR RIYAL				23.1125
	282.9477	283.2458	KUWAIT DINAR				274.0000
	224.1292	224.2088	BAHRAIN DINAR				219.1058
	12.9855	13.1964	CHINESE YUAN				11.5000

D) USANCE RATE:	30 DAYS	60 DAYS	90 DAYS	120 DAYS	150 DAYS	180 DAYS
US Dollar	83.5988	83.1077	82.6165	82.1253	81.6342	81.1430
G. B. POUND	107.3967	106.7634	105.8588	105.4969	104.8636	104.2303
EURO	93.4246	92.8730	92.0851	91.7700	91.2185	90.6669

E) FORWARD RATE:		1 MONTH	2 MONTHS	3 MONTHS	6 MONTHS	1 YEAR
SELLING	US Dollar	86.0894	86.5287	86.9181	88.2861	0.0000
BUYING	US Dollar	85.0982	85.1964	85.4946	85.6893	0.0000


F) NFCD INTT RATE, EFFECT ON: 01.03.2020 To 15.03.2020	1 MONTH	3 MONTHS	6 MONTHS	12 MONTHS
US Dollar	1.35338	1.36325	1.34025	1.36013
G. B. POUND	0.46275	0.47675	0.49788	0.55725
EURO	0.00000	0.00000	0.00000	0.00000

G) LIBOR AS ON 28/02/2020, 60 DAYS 1.50263 90 DAYS 1.46275 180 DAYS 1.39725


H) INDICATIVE RATE OF 01 SDR, USD WITH NTL, CUR OF ACU MEMBERS AS IMF RATE 28/02/2020	IN.RS	N.RS	SL.RS	PK.RS	BD TK	USD
USD 1	71.4241	115.3287	183.4732	141.0155	84.5800	
SDR 1	98.0854	158.3787	251.9603	193.6540	116.1521	1.3733


IN CASE OF AUS. DOLLAR CASH RATE WILL BE USED FOR T.T ALSO

Rates mentioned in row C, D, E and F are applicable only for bank's own customers.


 Md. Nur Islam
 PO
 Prepared By


 Md. Mokhlesur Rahman
 SPO
 Checked By


 M.M. Awrangzeb
 AGM
 Authorised Signature


 Md. Tofazzal Hossain
 DGM
 Authorised Signature